

INTRODUCTION

Gleamie

WEPL100WH002



CATALOG

01 Product Introduction

02 Function Introduction

03 Product Specification

04 Warranty Terms

05 Return Process

Product Introduction

Design Concept

In today's fast-paced world, both our skin and mind crave moments of relief and restoration. Gleamie is more than just a beauty tool — it is a daily self-care ritual woven from the synergy of light and temperature. Inspired by traditional gua sha and modern phototherapy technology, Gleamie integrates three treatment modes:

- Red Light with Heat (38–46°C) for deep soothing and skincare absorption
- Blue Light with Cooling Sensation (16–18°C) to calm and refresh the skin
- Purple Light with Micro-Vibrations, which enhances massage and skincare infusion

Ergonomically designed with a skin-friendly curved body, Gleamie delivers gentle yet effective care for both facial and shoulder-neck use.

A little warmth, a touch of cool, a spark of beauty — daily healing, just for you.

Modes Overview

- **Red Light with Warmth:** Temperature: Approx. 38°C–46°C
Helps relax the skin and enhance absorption of skincare ingredients.
- **Blue Light with Cooling Sensation:** Temperature: Approx. 16°C–18°C
Soothes tension, reduces redness, and calms the skin.
- **Purple Light with Micro-Vibrations:** No temperature output.
Provides mild vibrations to enhance skincare penetration and massage effects — ideal for daily use.

Before Use

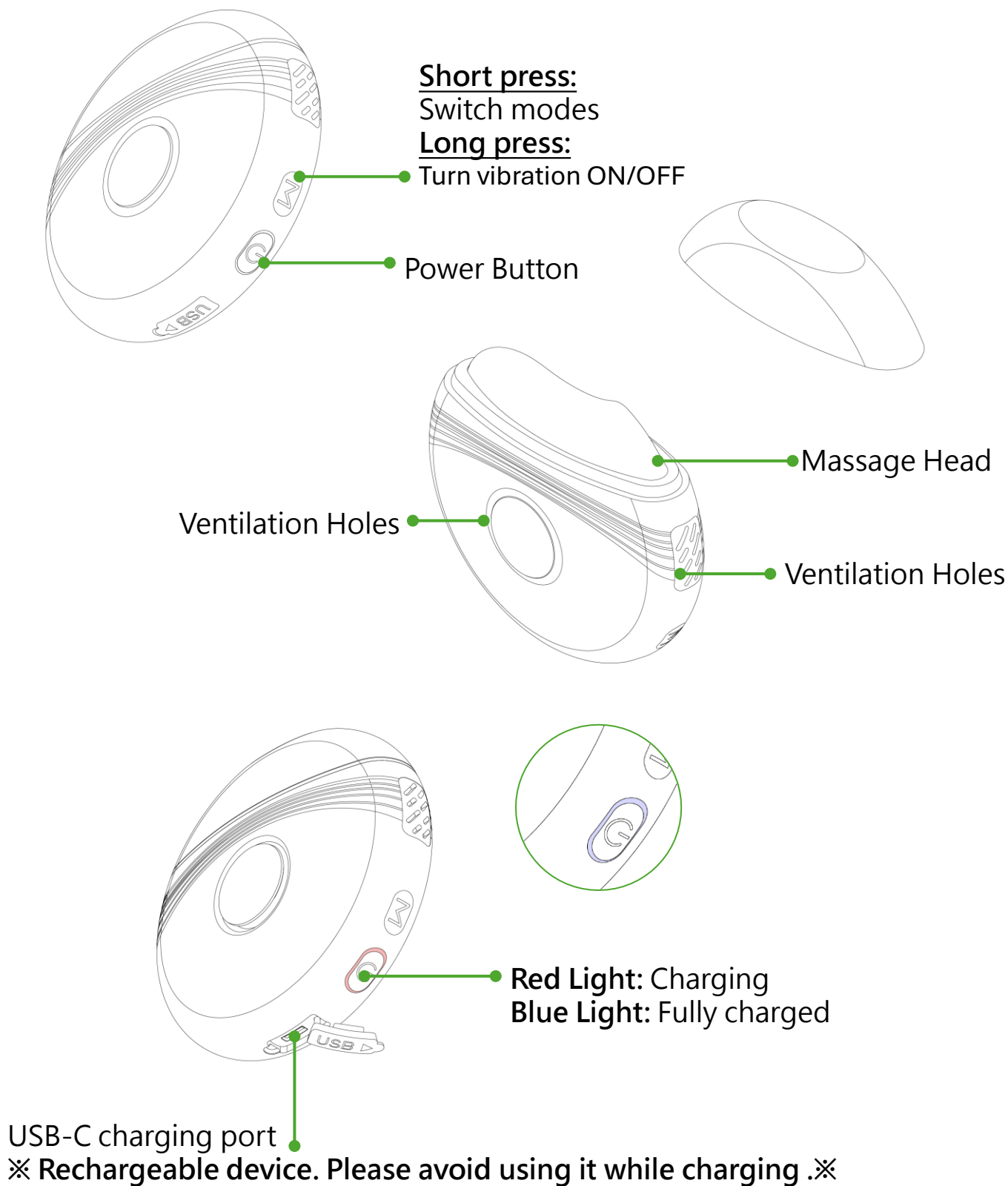
- Clean and dry your skin or use after a bath.
- Wipe the device clean using a soft cloth or cotton pad.
- Apply a suitable skincare serum or oil evenly to the area you wish to treat, then select your preferred Gleamie mode for application.

Maintenance and Safety Notes

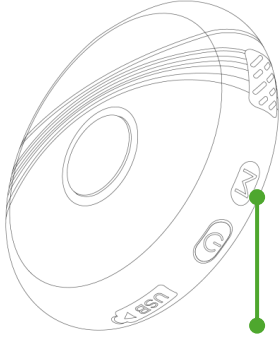
- Always power off the device before cleaning.
- Store in a dry place. Do not immerse the device in water or rinse it under running water to avoid internal damage.
- Avoid using sharp or corrosive cleaning agents or objects on the device.
- This is a personal care beauty device and is not intended for medical use.
- Do not use on wounds, inflamed, highly sensitive, or abnormal skin areas.
- If you are undergoing medical treatment or using medication, please consult a physician or relevant professional before use.



Function Introduction



Function Introduction



Short press:

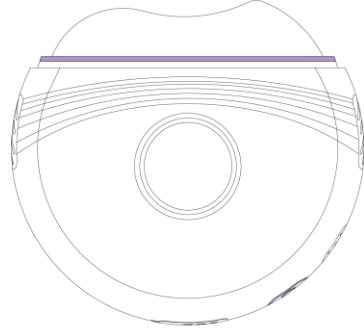
Switch modes

Long press:

Turn vibration ON/OFF

Foundational Care & Daily Massage

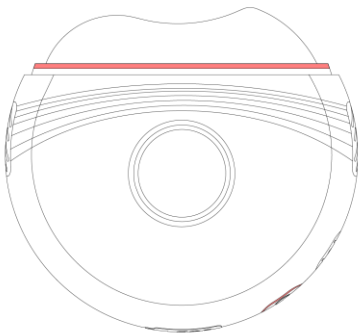
Purple Light – Micro-Vibration Mode



This no-heat mode uses gentle micro-vibrations and purple light to support daily skincare absorption and facial relaxation. Ideal for use with serums or moisturizers as part of your everyday beauty routine.

Deep Relaxation & Enhanced Absorption

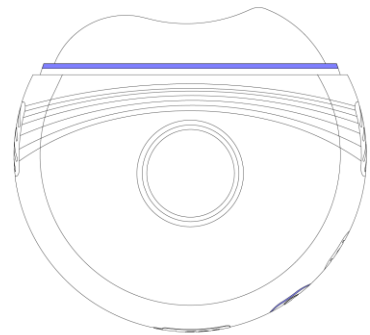
Red Light – Warm Therapy Mode



The red light mode heats to approximately 38°C to 46°C, mimicking a warm compress to relax the skin, boost microcirculation, and improve the absorption efficiency of your skincare products.

Cooling Relief & Pore Tightening

Blue Light – Cooling Mode



The blue light mode cools to around 16°C to 18°C, delivering a refreshing, skin-tightening experience. It helps soothe redness, calm irritation, and minimize pores — perfect for post-sun exposure or puffiness.

Product Specification

Gleamie - WEML02WH001

Wattage	5W
Mode	Red Light Warmth, Blue Light Cooling, Purple Light Vibration
Luminous Flux	N/A
Switch	Button-operated
Ra	N/A
Input Type C	5V 1A
Output USB-A	N/A
Battery	Lithium Battery3.7V,800mAh
Charging Time	2h
Usage Time	40min-3h
IP Rating	N/A
Bluetooth	N/A
Size(mm)	95x89x34
Color	White
Weight(g)	109
Warranty	3 months

Warranty Terms

Warranty Policy

1. The company guarantees a product warranty of purchase within 3 months and a seven-day appreciation period for online shopping. The warranty coverage is valid only under correct and normal usage. Damage caused by the following conditions is not covered under the free warranty:

- (a) Any accidental, misuse or intentional damages causing malfunction
- (b) Misuse by not following the instructions properly.
- (c) Unauthorized repairing or modification done to the product.
- (d) Damage caused by acts of nature or natural disasters and other natural disasters

2. During the warranty period, please keep all complete accessories included with the product shipment

3. If you wish to return the product within the seven-day appreciation period for online shopping, please use the Shopee process for returns/exchanges. When returning the product, please ensure that the original packaging is intact, meaning it must be restored to the original state in which the customer received it (including the outer packaging box, main product, inner and outer packaging, etc.). Our company fully guarantees the customer's shopping rights.


4. After applying for a return, please proactively request a return receipt from the delivery personnel and be sure to keep it until the return is completed, to facilitate future inquiries.

****If the product is damaged during return/exchange shipping, the customer will be responsible. Please ensure the package is properly wrapped.****

Return and Exchange Process (seven-day appreciation period)

During the appreciation period, please use the Shopee app for returns/exchanges.

Since Shopee does not provide an exchange system, if you need to exchange a product, you can apply for a return and refund for the item you wish to exchange, then repurchase the desired item, or contact us directly via **Chat**, we will assist you with the exchange.



For product returns/exchanges, please ensure the original product's integrity and properly package it for return shipping



Exchange

Once the product acceptance, the replacement new product will be sent out

Refund

Once the product is accepted, the refund process will begin



New Product
Sent Out



Shopee
Refund



Thank you for your
patience and support

Warranty Period (After seven-day appreciation period) Exchange



If the product has any problem during the warranty period, please choose a convenient method to contact us.

Our customer service will contact you to understand the product status, confirm that the product meets the warranty regulations, and then provide you with the shipping method and exchange information.



Please keep the original product intact and properly packaged.
(Shipping costs are borne by the buyer)



Confirmation of product status



New product delivery
(Shipping cost paid by us)



Thank you for your
patience and support