

INTRODUCTION

Lumi Pro Series

WEPL100WH001



CATALOG

01 Product Introduction

02 Function Introduction

03 Product Specification

04 Warranty Terms

05 Return Process

Product Introduction

Design Concept

The Lumi Pro Series is crafted specifically for photographers, creators, and visual professionals. At its core lies the philosophy: "Precision lighting, inspired control." This series emphasizes highly controllable light performance, supporting a wide range of color temperature adjustments, fine-tuned brightness, HSI color control, and diverse dynamic lighting effects to help users quickly achieve ideal lighting for any shooting environment or creative style.

We believe that light is not merely supportive—it is a key visual language that defines emotion and depth in every frame. The Lumi Pro Series is dedicated to offering flexible, stable, and professional-grade lighting tools that empower creators to tell their stories with efficiency and clarity.

Lumi Pro Lite

As the most compact and portable model in the series, Lumi Pro Lite is designed for daily content creation and on-the-go shooting, while retaining the core lighting control features:

Color temperature range: 2700K to 7500K.

Stepless brightness adjustment.

HSI color tuning: customizable hue and saturation.

Multiple dynamic lighting effects: including candlelight, fire, fireworks, police lights, and more.

With its minimal structure and lightweight design, Lumi Pro Lite is ideal for outdoor portability, fill lighting, or quick lighting setups—helping users instantly configure lighting positions and build the desired mood. It's the perfect entry-level and travel lighting solution for visual creators.

Applications & Use Scenarios

Lumi Pro Lite offers exceptional versatility across a wide range of creative and practical settings:

Photography / Video Shooting

- **Portrait Photography:** Fine-tune brightness and color temperature to produce natural skin tones and enhanced dimensionality
- **Product Photography:** Stable fill lighting restores true product colors and elevates quality
- **Short Films & Reels:** HSI color and dynamic effects enable expressive scene building with ease

Ambient Lighting / Creative Use

- **Mood Creation:** Simulate scenes like candlelight, fire, or emergency lights to add emotional depth
- **Outdoor Shooting:** Lightweight design makes it ideal for travel, event documentation, and location shoots
- **Creative Lighting:** Swiftly adjust color and direction for multi-angle or impromptu setups

Livestreaming / Video Conferencing

- **Fill Lighting:** Enhances facial lighting and minimizes shadows or color distortion
- **Silent Operation:** Fanless or low-noise design makes it suitable for livestreams, online teaching, and video calls

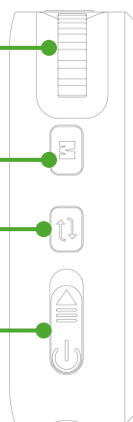
Function Introduction

Adjustment/Section Dial

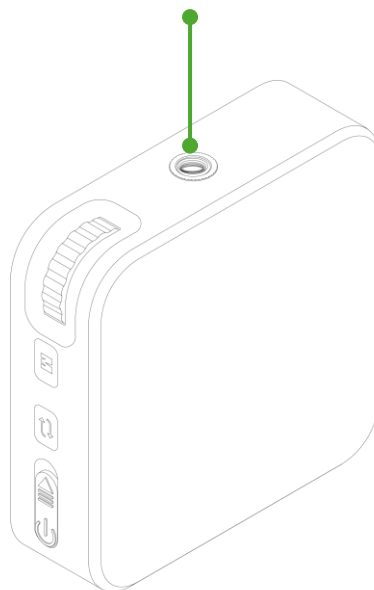
Function Bottom

Select Button

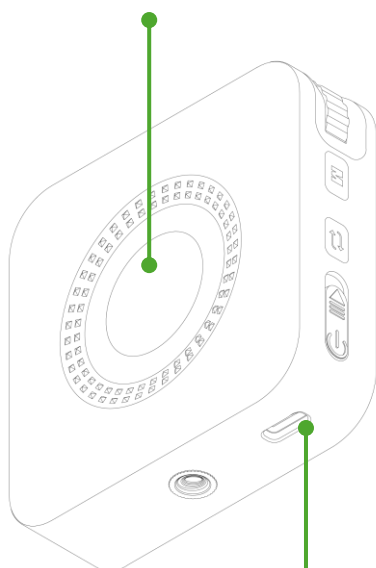
Slide Switch
ON/OFF



1/4 Screw Hoe

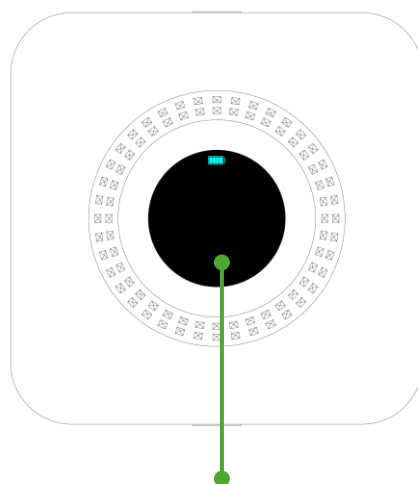


Screen display



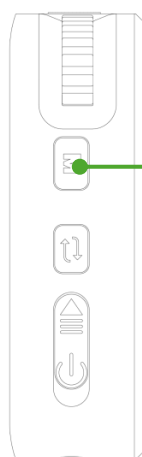
USB-C charging port

※ Rechargeable device. Please avoid using it while charging .※




Charging Status Indicator

Function Introduction

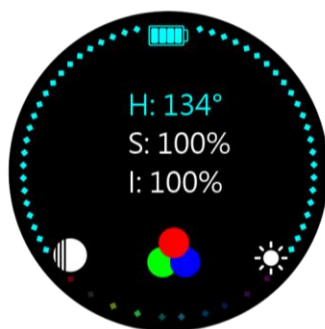


Function Bottom


The function button allows you to switch between three modes



Dynamic Effect Mode




HIS Color Mode



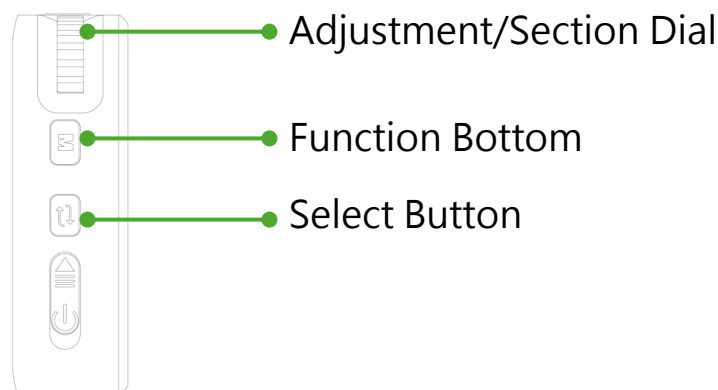
Color Temperature Mode

Function Introduction

Built-in Modes




Dynamic Effect Mode




※Blue highlight indicates current selection※

Built-in Modes




Rotate dial to select mode

Frequency Adjustment: Level 1–3



Press Select Button + Rotate Dial to adjust frequency

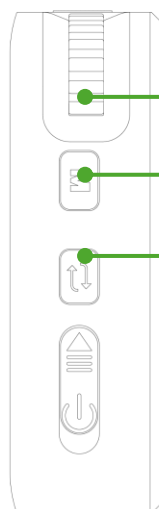
Brightness Adjustment



Press Select Button + Rotate Dial to adjust brightness

Function Introduction

HSI Mode



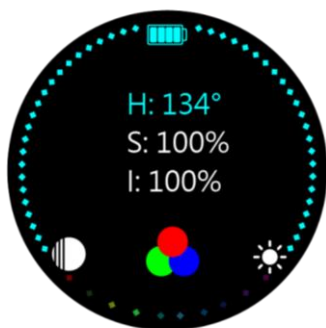
Adjustment/Section Dial

Function Bottom

Select Button

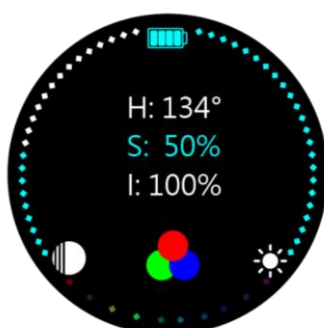
※Blue highlight indicates current selection※

Hue



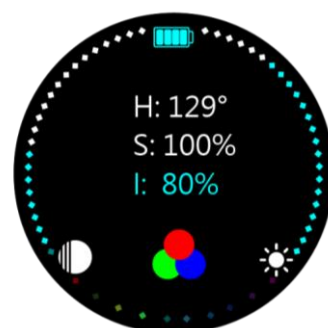
Rotate dial to adjust hue

Saturation



Press Select Button + Rotate Dial to adjust saturation

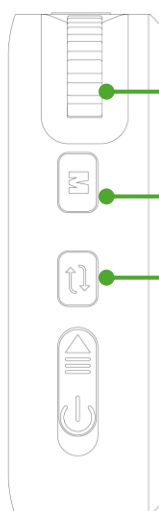

Intensity



Press Select Button + Rotate Dial to adjust intensity

Function Introduction

Color Temperature Mode




Adjustment/Section Dial

Function Bottom

Select Button


※Blue highlight indicates current selection※

Brightness Adjustment



Rotate dial to adjust brightness

Color Temperature Adjustment



Press Select Button + Rotate Dial to adjust color temperature

Product Specification

Lumi Pro Lite-WEPL100WH001

Wattage	6W
Color Temperature	2700-7500K±200K
Luminous Flux	432lm
Switch	Slide Switch
Ra	> 90
Input Type C	5V 2A
Output USB-A	False
Battery	Lithium 3.7V,2000mAh
Charging Time	2 hour
Usage Time	Maximum brightness: 1.6 hour Minimum brightness(30%): 3.3 hour
IP Rating	False
Bluetooth	False
Size(mm)	72x72x22
Color	White
Weight(g)	102
Warranty	3 months

Warranty Terms

Warranty Policy

1. The company guarantees a product warranty of purchase within 3 months and a seven-day appreciation period for online shopping. The warranty coverage is valid only under correct and normal usage. Damage caused by the following conditions is not covered under the free warranty:

- (a) Any accidental, misuse or intentional damages causing malfunction
- (b) Misuse by not following the instructions properly.
- (c) Unauthorized repairing or modification done to the product.
- (d) Damage caused by acts of nature or natural disasters and other natural disasters

2. During the warranty period, please keep all complete accessories included with the product shipment

3. If you wish to return the product within the seven-day appreciation period for online shopping, please use the Shopee process for returns/exchanges. When returning the product, please ensure that the original packaging is intact, meaning it must be restored to the original state in which the customer received it (including the outer packaging box, main product, inner and outer packaging, etc.). Our company fully guarantees the customer's shopping rights.


4. After applying for a return, please proactively request a return receipt from the delivery personnel and be sure to keep it until the return is completed, to facilitate future inquiries.

****If the product is damaged during return/exchange shipping, the customer will be responsible. Please ensure the package is properly wrapped.****

Return and Exchange Process (seven-day appreciation period)

During the appreciation period, please use the Shopee app for returns/exchanges.

Since Shopee does not provide an exchange system, if you need to exchange a product, you can apply for a return and refund for the item you wish to exchange, then repurchase the desired item, or contact us directly via **Chat**, we will assist you with the exchange.



For product returns/exchanges, please ensure the original product's integrity and properly package it for return shipping



Exchange

Once the product acceptance, the replacement new product will be sent out

Refund

Once the product is accepted, the refund process will begin



New Product
Sent Out



Shopee
Refund



Thank you for your
patience and support

Warranty Period (After seven-day appreciation period) Exchange



If the product has any problem during the warranty period, please choose a convenient method to contact us.

Our customer service will contact you to understand the product status, confirm that the product meets the warranty regulations, and then provide you with the shipping method and exchange information.



Please keep the original product intact and properly packaged.
(Shipping costs are borne by the buyer)



Confirmation of product status



New product delivery
(Shipping cost paid by us)



Thank you for your
patience and support